





QuantumFlux™ P0915-IP-N

Pressurized UF Membrane Data Sheet

QuantumFlux™ UF hollow fiber membranes are manufactured using Polyvinylidene Fluoride(PVDF), ensuring exceptional chemical durability. Their wide range of module configurations enables users to select the optimal setup for new projects or seamlessly retrofit into existing installations.

Key Features & Benefits

<p>Easy to Retrofit</p>  <p>Cost-effective and quality option to replace existing products</p>	<p>Excellent Chemical Durability</p>  <p>Excellent resistance to acids, caustics and oxidants</p>	<p>Optimized Module Internal Design</p>  <p>Minimized solid accumulation and membrane fouling</p>	<p>Outside-in Filtration</p>  <p>Versatile operation for a wider range of solid loadings</p>
--	---	--	--

Material Specifications

Membrane Material: PVDF (NIPS)	Pore Size: 0.04 μm
Housing Material: uPVC/ABS	Potting Material: Epoxy/Polyurethane

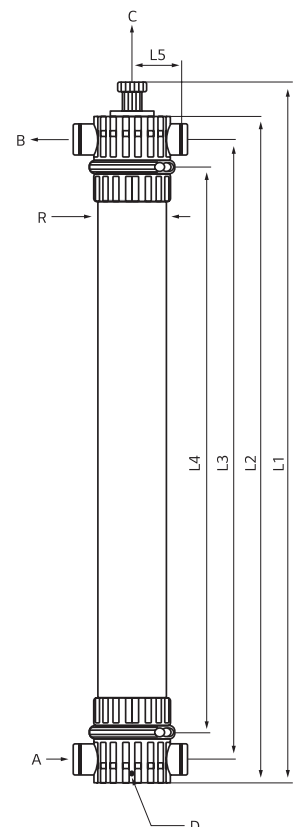
Dimension Parameters

Filtration Surface Area (m ²) [ft ²]	51 [549]
Column Volume (L) [gal]	49 [12.9]
Empty Weight (kg) [lbs]	53 [116]
L1 (mm) [inches]*	1,988 [78.2]
L2 (mm) [inches]*	1,864 [73.4]
L3 (mm) [inches]*	1,689 [66.5]
L4 (mm) [inches]*	1,500 [59.1]
L5 (mm) [inches]*	180 [7.1]
R (mm) [inches]*	225 [8.9]

*Approximate dimensions. Check with NanoH2O for the most up-to-date values and applicable drawings.

Port Configuration

Port A (mm) [inches]	Feed/Discharge - DN100 [4] Victaulic Grooved Pipe
Port B (mm) [inches]	Concentrate - DN100 [4] Victaulic Grooved Pipe
Port C (mm) [inches]	Filtrate - DN40 [1½] Union Nut & Joint
Port D	Air Inlet - Hose Adapter: OD-12 mm, ID-9.5 mm [3/8 inches]

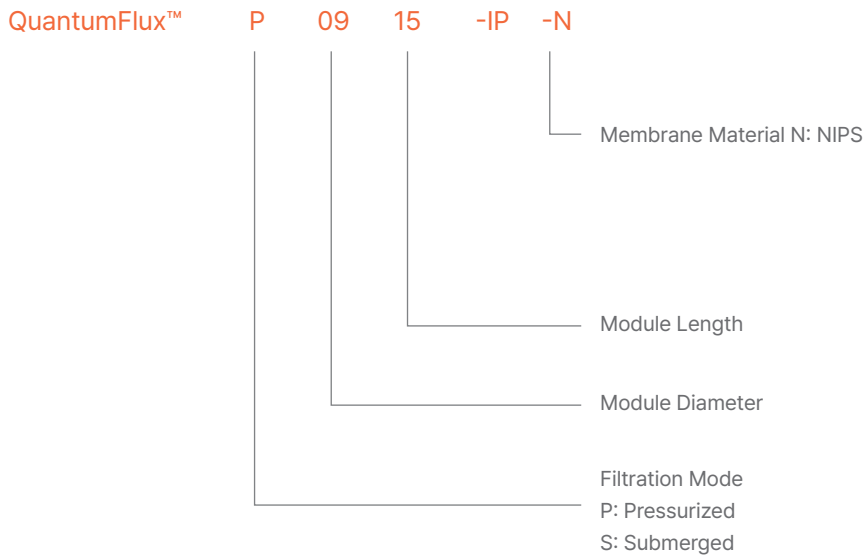


Design and Operating Parameters

Typical Filtrate Flowrate (m ³ /hr) [gpm]	2.0–6.1 [8.9–26.9]
Filtration Mode	Outside-in
Typical Flux (LMH) [gfd] ¹	40–120 [25–70]
Operating Temperature (°C) [°F]	5–40 [41–104]
pH Range	Operating: 2–11; Cleaning: 1–12
Air Scour Flowrate (m ³ /hr/module) [cfm]	5–12 [2.9–7.1]
Instantaneous Chlorine Tolerance (ppm)	5,000
Maximum Lifetime Chlorine Tolerance (ppm-hrs)	2,000,000
Maximum Feed Turbidity (NTU) ²	300
Maximum Transmembrane Pressure (bar) [psi]	2.1 [30]
Maximum Feed Pressure (bar) [psi] ³	6.25 [90]
Oil Content in Feed Water (ppm)	< 0.5
Allowed Particle Size in Feed Water (mm) ²	≤ 0.3 ≤ 0.12 for Seawater Feeds

1. Flux selection depends on feed type and water quality. Please consult NanoH2O for flux selection.
 2. Please consult NanoH2O for deviations.
 3. At temperatures of 20°C.

Product Nomenclature



The product performance is expressly conditioned on Buyer's storing, installing, operating, and maintaining Product in accordance with industry-accepted good practices and Seller's written instructions provided in the Seller's Technical Manual may be viewed and downloaded at www.nanoh2owater.com information and data contained herein are deemed to be accurate and reliable and are offered in good faith, but without guarantee of performance. NanoH2O assumes no liability for results obtained or damages incurred

through the application of the information contained herein. Customer is responsible for determining whether the products and information presented herein are appropriate for the customer's use and for ensuring that customer's workplace and disposal practices are in compliance with applicable laws and other governmental enactments. Specifications subject to change without notice. QuantumFlux is the Trademark of NanoH2O. All rights reserved. © NanoH2O Co., Ltd.

Please visit our website for regional contact information

www.nanoh2owater.com